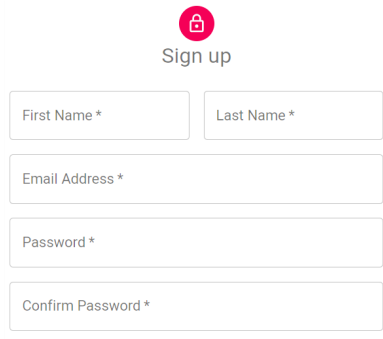



Texas Success Initiative Assessment TSIA 2 & Pre-Assessment Activity PAA Information

The Texas Success Initiative Assessment 2.0 (TSIA2) is a placement test for students enrolling in public colleges. The test will help the college determine whether you're ready for college-level courses in the areas of reading, writing, and math (*math score is not required until student is enrolled in Algebra II*).

PAA

- 1) Create an account with Accuplacer
Go to practice.accuplacer.org/register



Sign up

First Name *

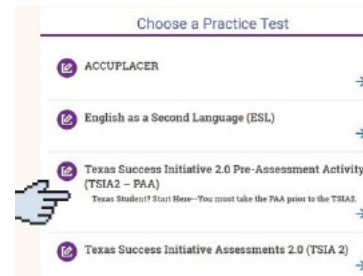
Last Name *

Email Address *

Password *

Confirm Password *

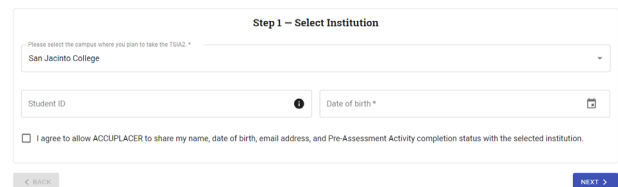
- 2) After logging in
click on "Texas
Success Initiative 2.0 Pre-Assessment Activity
(TSIA2 – PAA)" to access the PAA



Choose a Practice Test

- ACCUPlacer
- English as a Second Language (ESL)
- Texas Success Initiative 2.0 Pre-Assessment Activity (TSIA2 – PAA)**
Texas Students? Start Here—You must take the PAA prior to the TSIA2.
- Texas Success Initiative Assessments 2.0 (TSIA 2)

- 3) Select "San Jacinto College" as the
institution for Step 1 to take your TSIA2



Step 1 – Select Institution

Please select the campus where you plan to take the TSIA2 *

San Jacinto College

Student ID

Date of birth *

☐ I agree to allow ACCUPLACER to share my name, date of birth, email address, and Pre-Assessment Activity completion status with the selected institution.

BACK NEXT 3


- 4) You must complete **both**
sample tests in Step 3, even if you're only taking
one subject to obtain the PAA certificate
- 5) After, completing your PAA, please
forward the PDF copy of the PAA Certification to
Ms. Chaudhry. She will contact SJC Dual Credit
to get a Testing Request Form made.

Ms. Chaudhry schaudhry@ccisd.net

TSIA 2

Please be advised that you must have communicated with Ms. Chaudhry regarding testing and that you have a "Testing Request Form" on file **before** registering to take the TSIA2.

- A) Create an appointment with the testing center.
<https://www2.registerblast.com/sjcsouth/Exam/List>



B) **Make sure to complete all the required fields**

- In Step 10 select "Yes" to being a Dual Credit student.

1

What test are you taking? (required)

TSIA2/ESL (for San Jac) ▾

2

Have you met with a San Jac Advisor/Ed. Planner to discuss testing? (required)

Yes, I have met with an Advisor/Ed. Planner. ▾

3

Which exam do you need to take? (required)

TSIA2 ▾

4

Do you want to test on campus or virtually? (required)

On Campus Testing ▾

Are you a Dual Credit/Early College High School student? (required)

Yes ↕

C) **Because you have already completed the PAA You do NOT need to click on the link to complete the PAA**

- Check the box next to "I understand. . ."
- Select "starting a new test"
- Click "Add to Cart"

[Click here to complete the Pre-Assessment Activity \(PAA\)](#)

REQUIRED: When you have finished creating this appointment, email your PAA Certificate of Completion, SJC Student ID #, and DOB to "testingcenter-south@sjcd.edu". Include your G#, legal name, and DOB.

☒ I understand that I need to complete the Pre-Assessment Activity (PAA) before testing as this is a state requirement. (required) ?

Are you starting a new test or continuing a test? (required)

Starting a new test. ↕

Add to Cart

D) **Review scheduled information**

- Select "Complete Registration"

Complete Registration

On your scheduled appointment day bring *Testing Request Form* (in an email from Dual Credit), Photo ID and your G#.