

Clear Horizons ECHS Class of 2022

Parent/Student Orientation

Welcome

- Introductions
- Overview of the night
 - Important Information
 - SJC Application
 - Counselors and Course Selection
 - Booster Club Opportunity
- We are currently on Lottery number 126

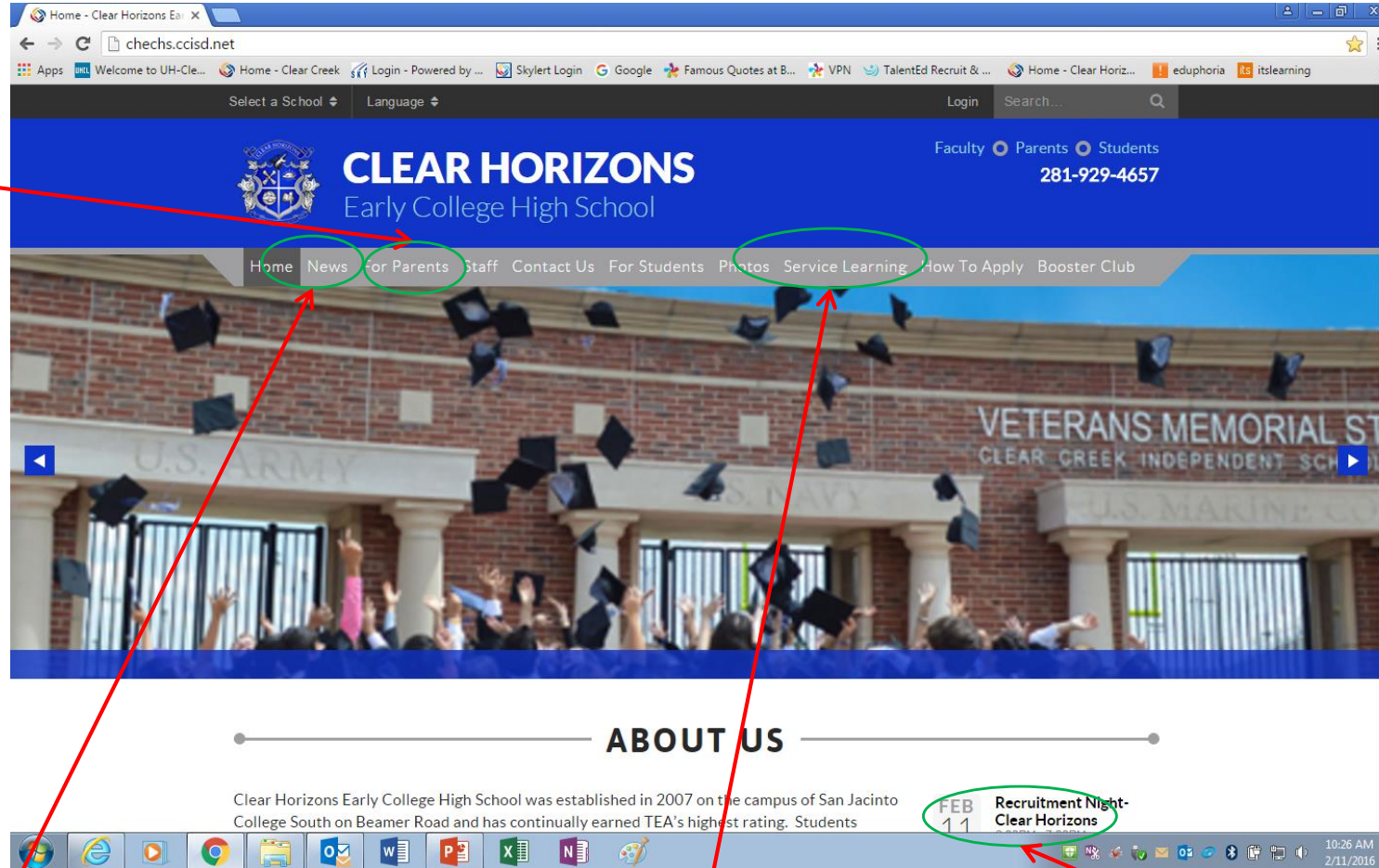
Clear Horizons Connections

- Daily News (chechs.ccisd.net)
- Weekly reminder via phone and email
- It's Learning
- Skyward Parent Access
- Twitter @HorizonsECHS

Clear Horizons Connections

<http://chechs.ccisd.net/>

Parent
Information



Service Learning information

Find Daily and Weekly News here

School Calendar

Bell Schedule Mon - Thurs

Clear Horizons			San Jac	
Advisory	8:00 – 8:30	No Match	7:00 – 8:25	Period 0
1 st /5 th	8:40 – 10:00	Match	8:35 – 10:00	Period 1
2 nd /6 th	10:10 – 11:30	Match	10:10 – 11:35	Period 2
3 rd /7 th	11:45 – 1:05	Match	11:45 – 1:10	Period 3
Lunch	1:10 – 1:55	No Match	1:20 – 2:45	Period 4
4 th /8 th	2:00 – 3:20	No Match	2:55 – 4:20	Period 5
Buses depart at 3:25 PM				

*Bell Schedule Friday No SJC Classes

Period	Time
Advisory	8:00 – 8:10
1	8:15 – 8:50
2	8:55 – 9:30
3	9:35 – 10:10
4	10:15 – 10:50
5*	10:55 – 11:30
6*	11:35 – 12:10
7*	12:15 – 12:50
8*	12:55 – 1:30
Buses Depart at 1:35	

Bus Information*

Monday – Thursday:

- Students board the bus at the zoned High School and ride to Clear Horizons
- At 3:25 PM Students ride the bus to the zoned Intermediate School

Friday:

- Students board the bus at the zoned High School and ride to Clear Horizons
- At 1:35 PM Students ride the bus to the zoned High School

*Students are not required to ride the bus

2017-2018 Bus Information Morning

CBHS – Route 85 Departs at 7:05 AM

- Front of Driveway nearest Hope Village Rd

CCHS – Route 15 Departs at 7:05 AM

- Cafeteria in bus loading area

CFHS – Route 27 Departs at 7:05 AM

- Bus loading area Mossman side

CLHS – Route 92 Departs at 7:15 AM

- 9th Grade Center

CSHS – Route 127 Departs at 7:05 AM

- Back of school in bus loading area

STUDENTS MUST BE LOADED BY DEPARTURE TIME

2017-2018 Bus Information M – Th Afternoon

WBIS/Brookside/CSIS – Route 92 (Bus Drive)

SCIS/SIS – Route 89 (Bus Drive/El Mar)

VLIS/Bayside – Route 27 (Bus Drive)

LCIS/CCIS – Route 15 (Bus Drive)

CLIS – Route 85 (Bus Drive)

All buses arrive at the Intermediate school between 3:30 and 4:00 depending on traffic.

Bus route numbers may be different in the afternoon.

2017-2018 Bus Information Fri Afternoon

Buses drop off at the high schools on Friday:

CBHS – Route 82

CCHS – Route 15

CFHS – Route 27

CLHS – Route 33

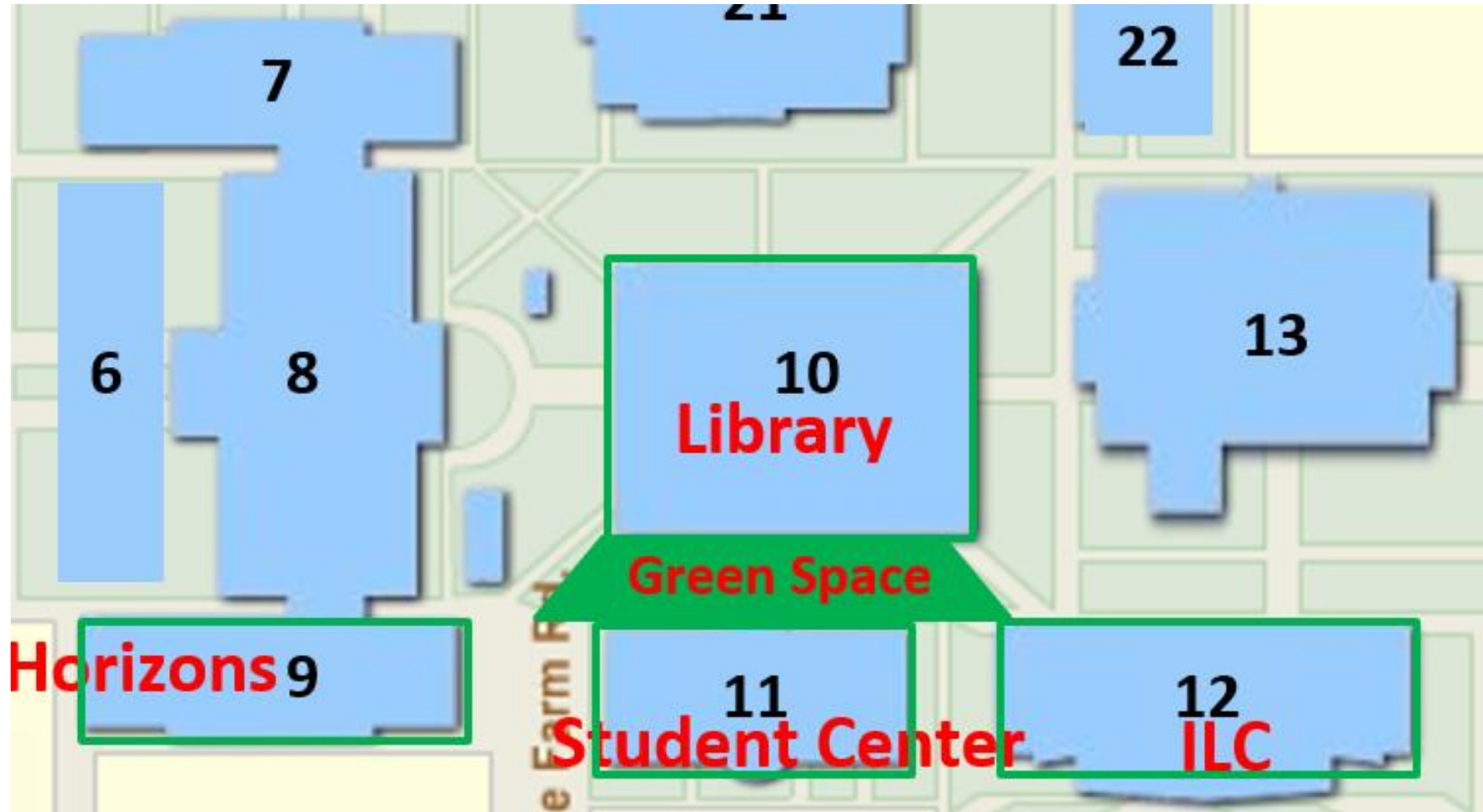
CSHS – Route 119

Buses arrive at the High School between 1:40 and 2:15 PM
depending on traffic

San Jacinto Information

- Your student will be a college student at SJC
- College conversations are not censored
- College internet
- College content
- All communication is between the student and the professor
- Grades and Attendance are not reported daily
- Electronics policy
- Location restrictions (CHECHS)

When not in class:



What do I need to apply to San Jacinto College?

- www.applytexas.org
- Student SSN
- Citizenship/Residency Status
- Working email address

How do I apply to San Jacinto College?

- www.applytexas.org
- Create your account
- Complete the “My Profile”
- Complete the application
- You ARE NOT applied until you receive an email from San Jac Admissions giving you a G# and an Application Term

Some Tricky Questions

- Will you be taking courses prior to your high school graduation? = YES
- Semester = Fall 2018
- You will have to choose a major.
- “Multidisciplinary Studies Associate Degree in General Studies AA”
- High School = Clear Horizons (Code 2443209)
- Graduation Date = May 2022
- What basis are you seeking admission = Dual Credit
- Primary reason = Earn Associate Degree
- US Citizen? Residency? Visa?
- Which Campus? = South

Remember you will need:

- Student name, birth date, gender
- Email address to best reach the student
- Student address
- Anticipated entry term is **Fall 2018**
- Student Type is **High School Freshman**
- Select campus – **South Campus**
- **You are not admitted until you receive the email from SJC containing your G#**

SJC Application Deadline

Students **MUST** have completed the San Jacinto College Application through applytexas.org by:

Friday, March 23

To confirm your application is complete, you must email your SJC G# to Ms. Chaudhry at schaudhry@ccisd.net

San Jacinto Requirements

- Meningitis Vaccination Documentation
 - Must be on file with SJC before registering for classes
 - Cannot be over 5 years old
 - Submit the documentation to the Dual Credit Office by **May 1, 2018**
- Texas Success Initiative Assessment (TSIA)
 - College entrance exam
 - All students must take it before beginning SJC Classes
 - All students must take a Pre-Assessment Activity (PAA) before taking the TSIA
 - Special Horizons Saturday, April 28, 2018
 - **TSIA must be completed by May 1, 2018**

What do you need for the TSIA?

- Take the Pre-Assessment Activity
- We recommend taking the exam in several sessions
- Reading, Writing (MC and Essay), Math
- Looking for a 7 on Reading and Writing
- Photo ID
- G# (SJC ID)
- Testing request Form
 - You get the Testing Request Form from the office of Dual Credit
 - The forms for Clear Horizons students will be in the testing Center on the designated Clear Horizons date of April 28 (Saturday) 8:00 AM

Pre-Assessment Activity

- <http://www.sanjac.edu/apply-register/overview/testing/pre-assessment-activity>

Click TSI Pre-Assessment Activity

The screenshot shows a web browser window displaying the San Jacinto College website. The URL in the address bar is www.sanjac.edu/apply-register/overview/testing/pre-assessment-activity. The page features a blue header with navigation links: MY SAN JAC, ASK SAN JAC, GIVE TO SAN JAC, and JOBS AT SAN JAC. Below the header is a main navigation menu with links for About San Jac, Apply & Register, Steps to Enroll, Degrees & Certificates, Continuing Professional Development, Campus Life, Student Services, and Calendar. The breadcrumb trail reads: Home » Apply & Register » Overview » Testing.

The main content area is divided into two columns. The left column is a sidebar menu titled "Testing" with the following items: Advanced Placement Program, Bennett Mechanical Assessment, CLEP Information, COMPASS/ESL, Computer Literacy Exam, Credit by Exam, Final Exams, Forms, Free Online Testing Reviews, GED Information, HESI – RN Information, HESI – Radiography Information, IB Credit Exam, Pre-Assessment Activity (highlighted in orange), SAT/ACT Exams, and Texas Success Initiative. The right column features a large image of three graduates in caps and gowns, with the text "PRE-ASSESSMENT ACTIVITY" overlaid. Below the image is the heading "Taking Your Placement Test" and the sub-heading "Are you prepared?". The text explains the importance of the TSI exam and provides instructions on how to take it. A blue button with a play icon and the text "TSI PRE-ASSESSMENT ACTIVITY" is prominently displayed. Below the button are "Browser Requirements" and a note about recommended browsers.

TSI PRE-ASSESSMENT ACTIVITY

*** Browser Requirements ***

To view the TSI Pre-Assessment Activity content, it is recommended that users open the module with Mozilla Firefox, Google Chrome (latest version) or Safari (7 and later). If using Internet Explorer 9 or higher, "compatibility mode" or "compatibility view" may need to be enabled to accurately display and run content.

Pre-Assessment Activity

- <http://www.sanjac.edu/apply-register/overview/testing/pre-assessment-activity>
- When you go to the link above, you will be guided through a brief tutorial
- You will get a video welcome from Dr. Hellyer, SJC Chancellor
- You will see a few more videos about the TSIA
- You will have the opportunity to see some sample questions
- You will see a few more videos about taking the TSIA
- The Exemptions page does not apply to Clear Horizons students
- The last thing you must do is complete the form

Pre-Assessment Activity Completion Form

Students will enter:

- First and last name
- Date of Birth
- GID (G#)
- Working email
- Phone Number
- Question #1 = “YES”
- Question #2 = I am still in high school
- Question #3 = Does not apply
- Question #4 = None
- Question #5 = Less than 1 year
- Question #6 = None
- Question #7 = Ethnicity
- Question #8 = Race
- Question #9 = No
- Question #10 = Male Guardian Education
- Question #11 = Female Guardian Education
- Question #12 = Spoken Language
- Question #13 = Written Language
- Question 14 = Understood language

When Finished – Click Submit at the top right corner. SJC will be notified you are eligible to take the TSIA.

TSIA Checklist

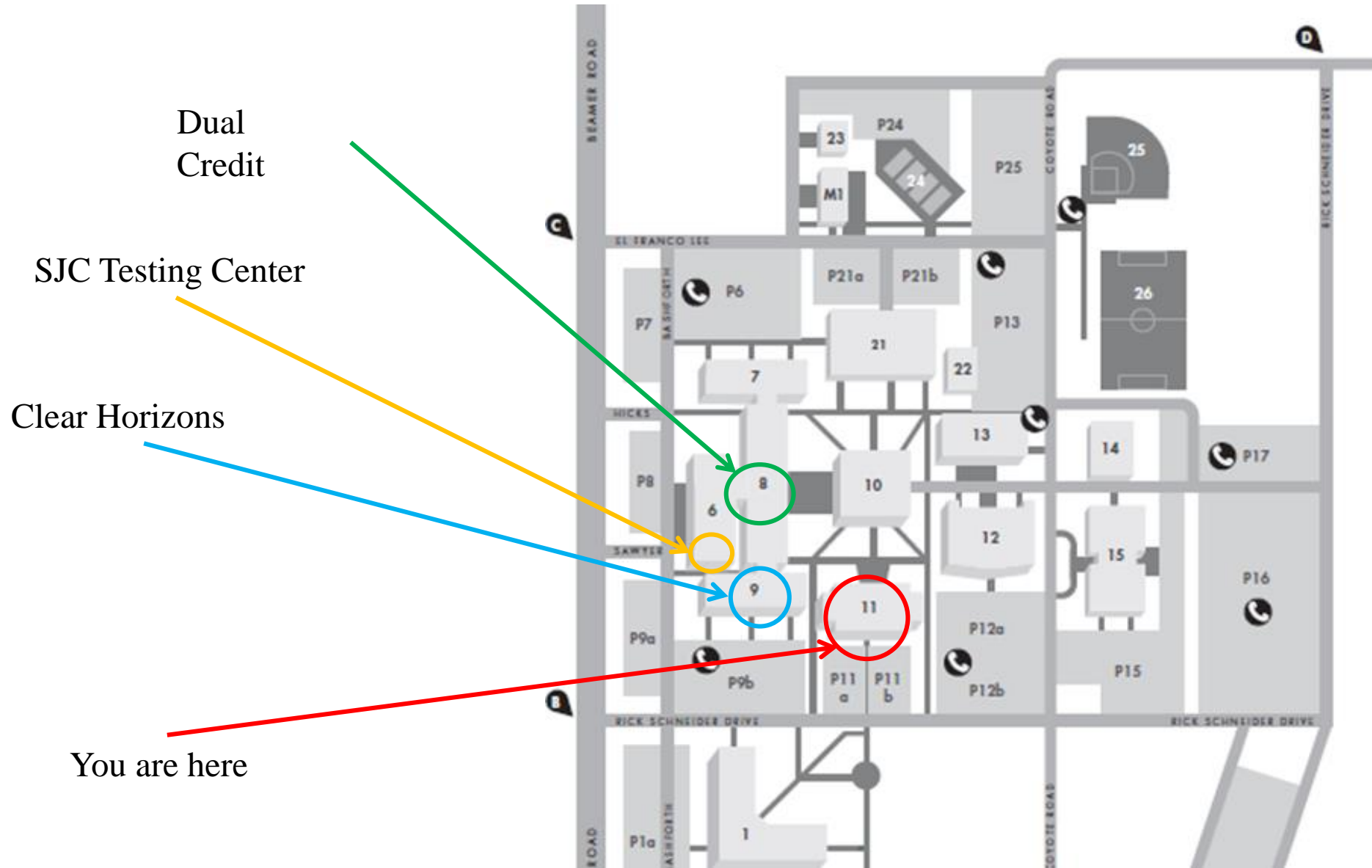
- Complete the Pre-Assessment Activity.
- Submit the Pre-Assessment Activity form. <http://www.sanjac.edu/PAA-form>
- Print the Pre-Assessment Activity confirmation page. This is the confirmation you receive once you submit the form.
- Take the printed confirmation page to the Dual Credit Office to obtain a Test Request Form for the TSI Assessment.
- Prepare and study for the assessment. Be sure to take advantage of the SJC resources and services discussed in the pre-assessment activity.
- Take the form, a Photo ID, and your G# to the testing center.
- Complete the TSI Assessment.

San Jac Testing Center

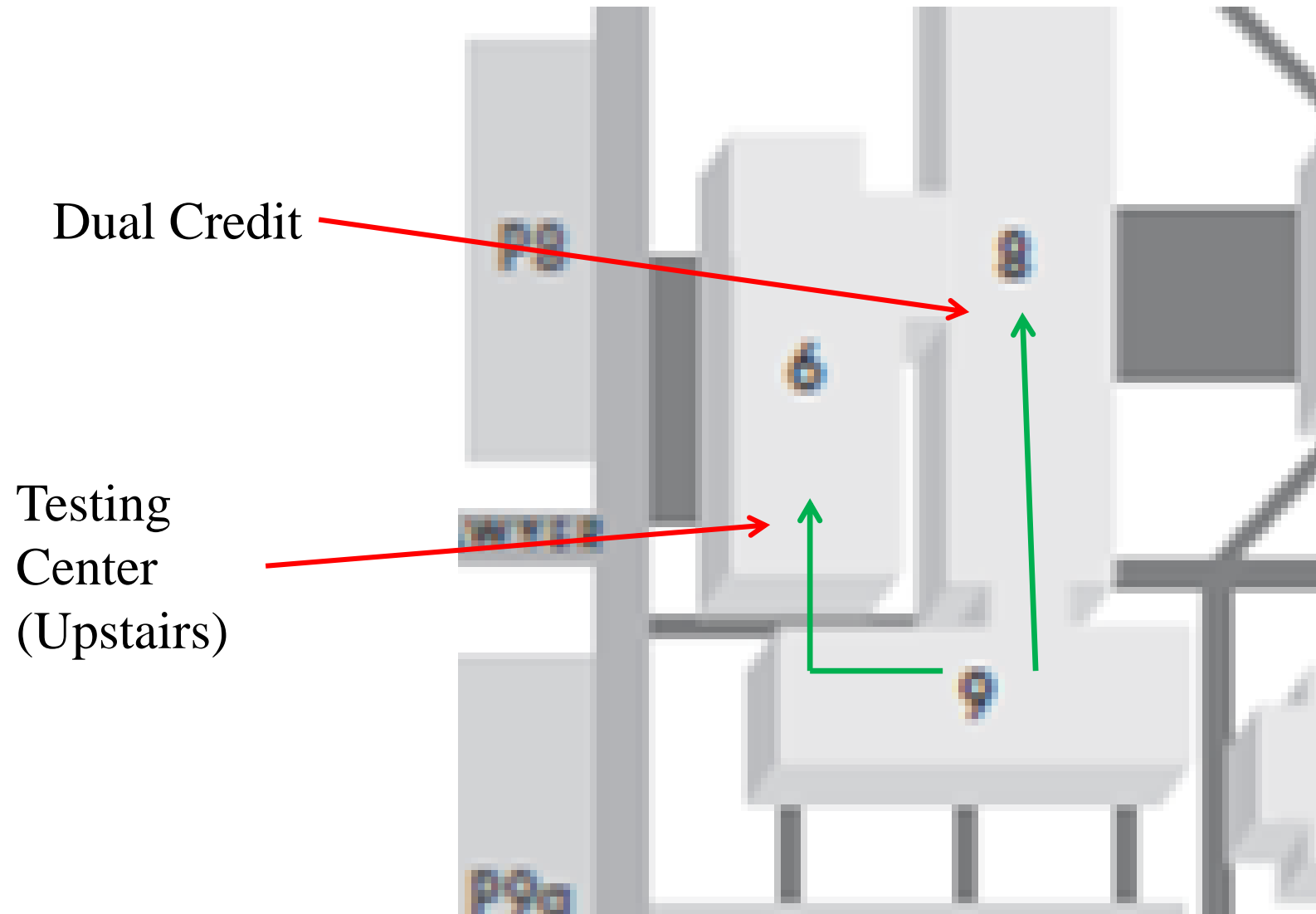
S6.220 Top of the Stairs

- Monday – Thursday 8:30 AM – 5:30 PM
 - Students must arrive before 5:30 PM
- Friday 8:30 AM – 2:00 PM
 - Students must arrive before 2:00 PM
- Special Clear Horizons Time
 - April 28, Saturday 8:00 AM – 12:00 noon
(Arrive before 8:00 AM; 65 seats available – first come first served – you MUST have a G# to test)

Where are Enrollment Services and the Testing Center?



To get to Enrollment Services or the Testing Center from Clear Horizons



TSIA Preparation Information

Optional resources :

- www.sanjac.edu
- Hover over Apply & Register (across the top)
- Click on Testing
- Click on Texas Success Initiative Assessment (on the left side)

You will see:

- TSIA Informational Brochure (Before Testing)
- TSIA Interpreting Your Score (After Testing)
- TSIA Sample Questions
- TSIA Web Based Study App
- WritePlacer Sample Essays

Clear Horizons Requirements

- Attend all classes, every day
 - Sometimes transportation is not available
- Service Learning
- Internships
- All students walk at SJC Graduation and Clear Horizons Graduation

Graduation Plans

- According to HB 5 all students must select an Endorsement
- All Clear Horizons students graduate under the DLA
- All freshmen begin with the Multidisciplinary Endorsement
- We are able to offer 3 Endorsements with 7 different pathways on our campus:

STEM:

- Math
- Science

Arts and Humanities:

- Social Studies
- 4 World Languages and Cultures

Multi Disciplinary:

- 4X4
- AP/Dual
- Advance

Service Learning

- Every student must complete 20 hours per year of service learning **(between the 1st day of school and the deadline in March)**
- We provide 4 hours via class activity
- To get a letter jacket you need 150 hours over 4 consecutive semesters, minimum of 50 hours per year
- All hours must be documented on company letterhead with a signature of the person supervising the volunteers
- More information on our website: <http://chechs.ccisd.net>

Internships

- Every student has two semesters of ISM (Independent Study Mentorship) class
- Spring Junior year and Fall Senior year
- Area of interest
- Representing Clear Horizons, CCISD, and SJC
- Cannot be placed at a hospital unless service hours have been completed at the hospital (25 hours for Memorial Herman) – check age requirements

Booster Club

- Another key difference – Clear Horizons does not have a PTA, we have a Booster Club.
- Booster Club supports us through donating time and funds toward celebrating our students
- They are here tonight to answer questions and give you a chance to join!
- Scholarships are available for families who are members

Important Dates

- March 23 – Due date for SJC Application
- May 1 – Due Date for TSIA Completion and Meningitis Documentation
- **Week of August 6 – Coyote Camp**
- **August 9 – Textbook/Laptop Pickup**
- August 14 – Freshman Parent Session
- August 20 – First Day of School

Coyote Camp

- Orientation (Dos and don'ts)
- Extracurricular Clubs
- Scavenger hunt to learn locations
- Get to know your teachers and classmates
- San Jac information
- San Jac ID badge
- Review Freshman classes

This presentation will be placed on our Website under the For Parents tab.

Our Website: <http://chechs.ccisd.net/>

Ms. Chaudhry's email: schaudhry@ccisd.net



Questions?